

2018 2019

Environmental Recordkeeping Calendar


for Drycleaning Facilities



Brought to you by :

Iowa Waste Reduction Center





Dear Dry Cleaning Business Operator:

The Iowa Air Emissions Assistance Program (IAEAP) at the Iowa Waste Reduction Center (IWRC), supported by the Iowa Department of Natural Resources (DNR), is pleased to present the 2018-2019 Environmental Recordkeeping Calendar for Dry Cleaning Facilities.


The use of hazardous chemicals in the dry cleaning process, including perchloroethylene (commonly known as Perc), can pose safety and environmental concerns if not managed appropriately. In an effort to minimize these concerns state and federal regulations are in place that may apply to your facility. These regulations have been developed to ensure your business operations will not unexpectedly harm the environment or individuals.

The use of this calendar will assist you in implementing and tracking your business's efforts to comply with hazardous waste regulations and the Environmental Protection Agency's National Emission Standards for Hazardous Air Pollutants (NESHAP) for dry cleaners (40 CFR Part 63 Subpart M). NESHAP records must be kept at your facility for 5 years and the hazardous waste records for 3 years.

The calendar will allow you to:

- Record results of required leak checks and equipment monitoring;
- Maintain records for refrigerated condensers and adsorbers;
- Track Perc purchases and annual usage;
- Document monthly hazardous waste generation; and
- Organize and document compliance in the event of a DNR or EPA inspection.

While this calendar is not inclusive of all environmental regulations that may apply to your facility, it will serve as a good starting point for tracking important information related to environmental compliance.



RECORDKEEPING INSTRUCTIONS

General: Keep these records at your facility for a minimum of 5 years.

Section 1 - Weekly Leak Inspection Log and Repair Records

Initials of the person conducting the inspection.

Inspection Date	1/1	1/8	1/15	1/22	1/29
Inspector's Initials	BG	DN	JE	MC	SB
Method* P = Feel, Sight, Smell D = Vapor Detector	(P) D	(P) D	(P) D	P (D)	(P) D

INSPECTION DATES:

- For equipment installed **before** 12/9/91 with total perchloroethylene consumption rate less than 140 gal/yr:
- Monthly using a halogenated hydrocarbon detector or PCE gas analyzer (according to manufacturer's instruction).
 - Bi-weekly perceptible leak checks (feel, sight or smell).
- For equipment installed **after** 12/9/91 **OR** with total perchloroethylene consumption rate of *greater than or equal to* 140 gal/yr:
- Monthly using a halogenated hydrocarbon detector or PCE gas analyzer (according to manufacturer's instructions).
 - Weekly perceptible leak checks (feel, sight or smell).

COMPONENTS	Are components leaking? Y=Yes, N=No					Date part ordered	Date part received	Date repaired	Description of repair
Hoses	Y(N)	(Y) N	Y(N)	Y(N)	Y(N)	1/15	1/18	1/19	Replaced Wash Cycle Hose
Pipe Connections	Y(N)	Y(N)	Y(N)	Y(N)	Y(N)				
Fittings	Y(N)	Y(N)	Y(N)	Y(N)	Y(N)				
Couplings	Y(N)	Y(N)	Y(N)	Y(N)	Y(N)				

For each item inspected indicate if a leak was found.

Fix any leaks within 24 hours. If repair parts are needed, they must be ordered within 2 working days of detecting the leak and installed within 5 working days of receiving the parts.

Section 2 - Weekly Refrigerated Condenser/Adsorber Monitoring Log

Each week, complete one of the following:

1. Record the high- and low-pressure gauge readings of your machine's refrigerated condenser during the drying cycle. Refer to the operating manual for the location and proper operating pressures for these gauges.

OR

2. Measure and record the outlet temperature of the condenser before the end of the cool down or drying cycle.

Refrigerated Condenser Pressure/ Temperature Monitoring

Pressure (psi) High	60			
Low	40			
OR Temperature °F or °C				
Is the pressure in the range specified by the manufacturer or is the temp less than or equal to 45°F (7.2°C)?	(Y) N	Y N	Y N	Y N

If the pressures are not in the specified range or the temp is > 45°F (7.2°C) repairs must be made within 24 hours.

Carbon Adsorber Perc Concentration Monitoring

Measured Concentration (PPMV) Exhaust / Drum	50 / 20	/	/	/
Is the Perc concentration less than 100 PPMV / 300 PPMV?*	(Y) N	Y N	Y N	Y N

If your machine has a carbon adsorber instead of a refrigerated condenser, measure the perc concentration in the carbon adsorber exhaust once a week. A colorimetric detector tube or perc gas analyzer should be used to measure the concentration (in parts per million by volume) in the exhaust and in the drycleaning machine drum before the end of the drying cycle.

*Less than 100 PPMV in the exhaust and less than 300 PPMV in the drycleaning machine drum

RECORDKEEPING INSTRUCTIONS

General: Keep these records at your facility for a minimum of 5 years.

Section 3 - Perc Purchases Rolling Total

Previous 12-month rolling total =		1. 56 gal	<p>On the first day of each month, enter the total volume of Perc purchases made in the previous 12 months.</p>	
Perc purchased in Jan. 2017		2. 6 gal		<p>Enter the amount of Perc that you bought during this same month last year. You can get that amount from last year's records or calendar. Subtract this amount from the 12-month total above and record below in the subtotal box.</p>
Subtotal = Line 1 minus Line 2		3. 50 gal		
This month's Perc purchases			<p>If you bought Perc this month, track each individual purchase in the cells above and then record the total amount of Perc purchased this month here. Be sure to keep purchase receipts on site for five years.</p>	
Date	Gallons			
1/12/18	4			
This month's purchase total =		4. 4 gal	<p>This is your new 12-month rolling total. Record the bottom number in this column on next month's form in line 1.</p>	
Current 12-month rolling total = Line 3 plus Line 4		54 gal		

Section 4 - Hazardous Waste Log

<p>Hazardous waste can be generated from a number of locations in a dry cleaning facility. Be sure to thoroughly identify hazardous waste streams and track generation amounts. All solid wastes should be recorded in pounds. All liquid waste should be recorded in gallons.</p>	<p>Total hazardous waste generated this month, including waste from:</p> <ul style="list-style-type: none"> • Still bottom/muck • Lint filter • Atom/mister filter • Contact/separator water 	<p><u>8</u> lbs.</p> <p><u>22</u> gal.</p>	<p>Use these rows to verify that all hazardous waste is being properly stored to minimize risk of spills, release of vapors, or noncompliance with hazardous waste generation and storage requirements.</p>
	Are waste containers in good condition?	<input checked="" type="radio"/> Y <input type="radio"/> N	
	Are waste containers properly labeled?	<input checked="" type="radio"/> Y <input type="radio"/> N	
	Are waste containers tightly closed?	<input checked="" type="radio"/> Y <input type="radio"/> N	
	Has waste been stored longer than the regulatory storage maximum?	Y <input checked="" type="radio"/> N	

Section 1 - Weekly Leak Inspection Log and Repair Records

January 2018

Inspection Date									
Inspector's Initials									
Method * P = Feel, Sight, Smell D = Vapor Detector	P D	P D	P D	P D	P D				
COMPONENTS	Are components leaking? Y=Yes, N=No					Date part ordered	Date part received	Date repaired	Description of repair
Hoses	Y N	Y N	Y N	Y N	Y N				
Pipe Connections	Y N	Y N	Y N	Y N	Y N				
Fittings	Y N	Y N	Y N	Y N	Y N				
Couplings	Y N	Y N	Y N	Y N	Y N				
Valves	Y N	Y N	Y N	Y N	Y N				
Door Gaskets	Y N	Y N	Y N	Y N	Y N				
Door Seatings	Y N	Y N	Y N	Y N	Y N				
Pumps	Y N	Y N	Y N	Y N	Y N				
Solvent Tanks	Y N	Y N	Y N	Y N	Y N				
Solvent Product Containers	Y N	Y N	Y N	Y N	Y N				
Water Separators	Y N	Y N	Y N	Y N	Y N				
Muck Cookers	Y N	Y N	Y N	Y N	Y N				
Stills	Y N	Y N	Y N	Y N	Y N				
Exhaust Dampers	Y N	Y N	Y N	Y N	Y N				
Diverter Valves	Y N	Y N	Y N	Y N	Y N				
Filter Gaskets	Y N	Y N	Y N	Y N	Y N				
Filter Seatings	Y N	Y N	Y N	Y N	Y N				
Filter Housings	Y N	Y N	Y N	Y N	Y N				

- * Bi-weekly perceptible leak checks for equipment installed before 12/9/91 with total perchloroethylene consumption rate less than 140 gal/yr.
- * Weekly perceptible leak checks for equipment installed after 12/9/91 **OR** with total perchloroethylene consumption rate of greater than or equal to 140 gal/yr.
- * Once a month inspect using a vapor detector, regardless of equipment install date.

Section 2 - Weekly Refrigerated Condenser/Adsorber Monitoring Log

Refrigerated Condenser Pressure/ Temperature Monitoring

Pressure (psi)	High					
	Low					
OR Temperature	°F or °C					
Is the pressure in the range specified by the manufacturer's operating instructions or is the temp less than or equal to 45°F (7.2°C)?		Y N	Y N	Y N	Y N	Y N

Carbon Adsorber Perc Concentration Monitoring

Measured Concentration (PPMV) Exhaust / Drum	/	/	/	/	/
Is the Perc concentration less than 100 PPMV / 300 PPMV?*	Y N	Y N	Y N	Y N	Y N

NOTES:

* Less than 100 PPMV in the exhaust and less than 300 PPMV in the drycleaning machine drum

Section 3 - Perc Purchases
Rolling Total

Previous 12-month rolling total =	1.
Perc purchased in January 2017	2.
Subtotal = Line 1 minus Line 2	3.
This month's perc purchases	
Date	Gallons
This month's purchase total =	4.
Current 12-month rolling total= Line 3 plus Line 4	



January 2018



Sun	Mon	Tue	Wed	Thu	Fri	Sat
	1	2	3	4	5 <input type="checkbox"/> Calc Perc purchase running total <input type="checkbox"/> Weekly Recordkeeping	6
7	8	9	10	11	12 <input type="checkbox"/> Weekly Recordkeeping	13
14	15	16	17	18	19 <input type="checkbox"/> Weekly Recordkeeping	20
21	22	23	24	25	26 <input type="checkbox"/> Weekly Recordkeeping	27
28	29	30	31	Notes:		

Section 4 - Hazardous Waste Log

Total hazardous waste generated this month, including waste from:	_____ lbs.
• Still bottom/muck	
• Lint filter	
• Atom/mister filter	_____ gal.
• Contact/seperator water	
Are waste containers in good condition?	Y N
Are waste containers properly labeled?	Y N
Are waste containers tightly closed?	Y N
Has waste been stored for no more than the regulatory storage maximum?	Y N

Section 1 - Weekly Leak Inspection Log and Repair Records

February 2018

Inspection Date									
Inspector's Initials									
Method * P = Feel, Sight, Smell D = Vapor Detector	P D	P D	P D	P D	P D				
COMPONENTS	Are components leaking? Y=Yes, N=No					Date part ordered	Date part received	Date repaired	Description of repair
Hoses	Y N	Y N	Y N	Y N	Y N				
Pipe Connections	Y N	Y N	Y N	Y N	Y N				
Fittings	Y N	Y N	Y N	Y N	Y N				
Couplings	Y N	Y N	Y N	Y N	Y N				
Valves	Y N	Y N	Y N	Y N	Y N				
Door Gaskets	Y N	Y N	Y N	Y N	Y N				
Door Seatings	Y N	Y N	Y N	Y N	Y N				
Pumps	Y N	Y N	Y N	Y N	Y N				
Solvent Tanks	Y N	Y N	Y N	Y N	Y N				
Solvent Product Containers	Y N	Y N	Y N	Y N	Y N				
Water Separators	Y N	Y N	Y N	Y N	Y N				
Muck Cookers	Y N	Y N	Y N	Y N	Y N				
Stills	Y N	Y N	Y N	Y N	Y N				
Exhaust Dampers	Y N	Y N	Y N	Y N	Y N				
Diverter Valves	Y N	Y N	Y N	Y N	Y N				
Filter Gaskets	Y N	Y N	Y N	Y N	Y N				
Filter Seatings	Y N	Y N	Y N	Y N	Y N				
Filter Housings	Y N	Y N	Y N	Y N	Y N				

- * Bi-weekly perceptible leak checks for equipment installed before 12/9/91 with total perchloroethylene consumption rate less than 140 gal/yr.
- * Weekly perceptible leak checks for equipment installed after 12/9/91 **OR** with total perchloroethylene consumption rate of greater than or equal to 140 gal/yr.
- * Once a month inspect using a vapor detector, regardless of equipment install date.

Section 2 - Weekly Refrigerated Condenser/Adsorber Monitoring Log

Refrigerated Condenser Pressure/ Temperature Monitoring

Pressure (psi)	High				
	Low				
OR Temperature	°F or °C				
Is the pressure in the range specified by the manufacturer's operating instructions or is the temp less than or equal to 45°F (7.2°C)?		Y N	Y N	Y N	Y N

Carbon Adsorber Perc Concentration Monitoring

Measured Concentration (PPMV) Exhaust / Drum	/	/	/	/	/
Is the Perc concentration less than 100 PPMV / 300 PPMV?*		Y N	Y N	Y N	Y N

NOTES:

* Less than 100 PPMV in the exhaust and less than 300 PPMV in the drycleaning machine drum

Section 3 - Perc Purchases
Rolling Total

Previous 12-month rolling total =	1.
Perc purchased in February 2017	2.
Subtotal = Line 1 minus Line 2	3.
This month's perc purchases	
Date	Gallons
This month's purchase total =	4.
Current 12-month rolling total= Line 3 plus Line 4	

Section 4 - Hazardous Waste Log

Total hazardous waste generated this month, including waste from: • Still bottom/muck • Lint filter • Atom/mister filter • Contact/seperator water	_____ lbs. _____ gal.
Are waste containers in good condition?	Y N
Are waste containers properly labeled?	Y N
Are waste containers tightly closed?	Y N
Has waste been stored for no more than the regulatory storage maximum?	Y N




February 2018



Sun	Mon	Tue	Wed	Thu	Fri	Sat
Notes:				1	2	3
				<input type="checkbox"/> Calc Perc purchase running total	<input type="checkbox"/> Weekly Recordkeeping	
4	5	6	7	8	9	10
					<input type="checkbox"/> Weekly Recordkeeping	
11	12	13	14	15	16	17
					<input type="checkbox"/> Weekly Recordkeeping	
18	19	20	21	22	23	24
					<input type="checkbox"/> Weekly Recordkeeping	
25	26	27	28			

Section 1 - Weekly Leak Inspection Log and Repair Records

March 2018

Inspection Date									
Inspector's Initials									
Method * P = Feel, Sight, Smell D = Vapor Detector	P D	P D	P D	P D	P D				
COMPONENTS	Are components leaking? Y=Yes, N=No					Date part ordered	Date part received	Date repaired	Description of repair
Hoses	Y N	Y N	Y N	Y N	Y N				
Pipe Connections	Y N	Y N	Y N	Y N	Y N				
Fittings	Y N	Y N	Y N	Y N	Y N				
Couplings	Y N	Y N	Y N	Y N	Y N				
Valves	Y N	Y N	Y N	Y N	Y N				
Door Gaskets	Y N	Y N	Y N	Y N	Y N				
Door Seatings	Y N	Y N	Y N	Y N	Y N				
Pumps	Y N	Y N	Y N	Y N	Y N				
Solvent Tanks	Y N	Y N	Y N	Y N	Y N				
Solvent Product Containers	Y N	Y N	Y N	Y N	Y N				
Water Separators	Y N	Y N	Y N	Y N	Y N				
Muck Cookers	Y N	Y N	Y N	Y N	Y N				
Stills	Y N	Y N	Y N	Y N	Y N				
Exhaust Dampers	Y N	Y N	Y N	Y N	Y N				
Diverter Valves	Y N	Y N	Y N	Y N	Y N				
Filter Gaskets	Y N	Y N	Y N	Y N	Y N				
Filter Seatings	Y N	Y N	Y N	Y N	Y N				
Filter Housings	Y N	Y N	Y N	Y N	Y N				

- * Bi-weekly perceptible leak checks for equipment installed before 12/9/91 with total perchloroethylene consumption rate less than 140 gal/yr.
- * Weekly perceptible leak checks for equipment installed after 12/9/91 **OR** with total perchloroethylene consumption rate of greater than or equal to 140 gal/yr.
- * Once a month inspect using a vapor detector, regardless of equipment install date.

Section 2 - Weekly Refrigerated Condenser/Adsorber Monitoring Log

Refrigerated Condenser Pressure/ Temperature Monitoring

Pressure (psi)	High				
	Low				
OR Temperature	°F or °C				
Is the pressure in the range specified by the manufacturer's operating instructions or is the temp less than or equal to 45°F (7.2°C)?		Y N	Y N	Y N	Y N

Carbon Adsorber Perc Concentration Monitoring

Measured Concentration (PPMV) Exhaust / Drum	/	/	/	/	/
Is the Perc concentration less than 100 PPMV / 300 PPMV?*		Y N	Y N	Y N	Y N

NOTES:

* Less than 100 PPMV in the exhaust and less than 300 PPMV in the drycleaning machine drum

Section 3 - Perc Purchases
Rolling Total

Previous 12-month rolling total =	1.
Perc purchased in March 2017	2.
Subtotal = Line 1 minus Line 2	3.
This month's perc purchases	
Date	Gallons
This month's purchase total =	4.
Current 12-month rolling total= Line 3 plus Line 4	



March 2018



Sun	Mon	Tue	Wed	Thu	Fri	Sat
Notes:				1	2	3
				<input type="checkbox"/> Calc Perc purchase running total	<input type="checkbox"/> Weekly Recordkeeping	
4	5	6	7	8	9	10
					<input type="checkbox"/> Weekly Recordkeeping	
11	12	13	14	15	16	17
					<input type="checkbox"/> Weekly Recordkeeping	
18	19	20	21	22	23	24
					<input type="checkbox"/> Weekly Recordkeeping	
25	26	27	28	29	30	31
					<input type="checkbox"/> Weekly Recordkeeping	

Section 4 - Hazardous Waste Log

Total hazardous waste generated this month, including waste from:	_____ lbs.
• Still bottom/muck	
• Lint filter	
• Atom/mister filter	_____ gal.
• Contact/seperator water	
Are waste containers in good condition?	Y N
Are waste containers properly labeled?	Y N
Are waste containers tightly closed?	Y N
Has waste been stored for no more than the regulatory storage maximum?	Y N

Section 1 - Weekly Leak Inspection Log and Repair Records

April 2018

Inspection Date									
Inspector's Initials									
Method * P = Feel, Sight, Smell D = Vapor Detector	P D	P D	P D	P D	P D				
COMPONENTS	Are components leaking? Y=Yes, N=No					Date part ordered	Date part received	Date repaired	Description of repair
Hoses	Y N	Y N	Y N	Y N	Y N				
Pipe Connections	Y N	Y N	Y N	Y N	Y N				
Fittings	Y N	Y N	Y N	Y N	Y N				
Couplings	Y N	Y N	Y N	Y N	Y N				
Valves	Y N	Y N	Y N	Y N	Y N				
Door Gaskets	Y N	Y N	Y N	Y N	Y N				
Door Seatings	Y N	Y N	Y N	Y N	Y N				
Pumps	Y N	Y N	Y N	Y N	Y N				
Solvent Tanks	Y N	Y N	Y N	Y N	Y N				
Solvent Product Containers	Y N	Y N	Y N	Y N	Y N				
Water Separators	Y N	Y N	Y N	Y N	Y N				
Muck Cookers	Y N	Y N	Y N	Y N	Y N				
Stills	Y N	Y N	Y N	Y N	Y N				
Exhaust Dampers	Y N	Y N	Y N	Y N	Y N				
Diverter Valves	Y N	Y N	Y N	Y N	Y N				
Filter Gaskets	Y N	Y N	Y N	Y N	Y N				
Filter Seatings	Y N	Y N	Y N	Y N	Y N				
Filter Housings	Y N	Y N	Y N	Y N	Y N				

- * Bi-weekly perceptible leak checks for equipment installed before 12/9/91 with total perchloroethylene consumption rate less than 140 gal/yr.
- * Weekly perceptible leak checks for equipment installed after 12/9/91 **OR** with total perchloroethylene consumption rate of greater than or equal to 140 gal/yr.
- * Once a month inspect using a vapor detector, regardless of equipment install date.

Section 2 - Weekly Refrigerated Condenser/Adsorber Monitoring Log

Refrigerated Condenser Pressure/ Temperature Monitoring

Pressure (psi)	High					
	Low					
OR Temperature	°F or °C					
Is the pressure in the range specified by the manufacturer's operating instructions or is the temp less than or equal to 45°F (7.2°C)?		Y N	Y N	Y N	Y N	Y N

Carbon Adsorber Perc Concentration Monitoring

Measured Concentration (PPMV) Exhaust / Drum	/	/	/	/	/
Is the Perc concentration less than 100 PPMV / 300 PPMV?*		Y N	Y N	Y N	Y N

NOTES:

* Less than 100 PPMV in the exhaust and less than 300 PPMV in the drycleaning machine drum

Section 3 - Perc Purchases
Rolling Total

Previous 12-month rolling total =	1.
Perc purchased in April 2017	2.
Subtotal = Line 1 minus Line 2	3.
This month's perc purchases	
Date	Gallons
This month's purchase total =	4.
Current 12-month rolling total= Line 3 plus Line 4	



April 2018



Sun	Mon	Tue	Wed	Thu	Fri	Sat
1	2	3	4	5	6	7
	<input type="checkbox"/> Calc Perc purchase running total				<input type="checkbox"/> Weekly Recordkeeping	
8	9	10	11	12	13	14
					<input type="checkbox"/> Weekly Recordkeeping	
15	16	17	18	19	20	21
					<input type="checkbox"/> Weekly Recordkeeping	
22	23	24	25	26	27	28
					<input type="checkbox"/> Weekly Recordkeeping	
29	30	Notes:				

Section 4 - Hazardous Waste Log

Total hazardous waste generated this month, including waste from:	_____ lbs.
• Still bottom/muck	
• Lint filter	
• Atom/mister filter	_____ gal.
• Contact/seperator water	
Are waste containers in good condition?	Y N
Are waste containers properly labeled?	Y N
Are waste containers tightly closed?	Y N
Has waste been stored for no more than the regulatory storage maximum?	Y N

Section 1 - Weekly Leak Inspection Log and Repair Records

May 2018

Inspection Date									
Inspector's Initials									
Method * P = Feel, Sight, Smell D = Vapor Detector	P D	P D	P D	P D	P D				
COMPONENTS	Are components leaking? Y=Yes, N=No					Date part ordered	Date part received	Date repaired	Description of repair
Hoses	Y N	Y N	Y N	Y N	Y N				
Pipe Connections	Y N	Y N	Y N	Y N	Y N				
Fittings	Y N	Y N	Y N	Y N	Y N				
Couplings	Y N	Y N	Y N	Y N	Y N				
Valves	Y N	Y N	Y N	Y N	Y N				
Door Gaskets	Y N	Y N	Y N	Y N	Y N				
Door Seatings	Y N	Y N	Y N	Y N	Y N				
Pumps	Y N	Y N	Y N	Y N	Y N				
Solvent Tanks	Y N	Y N	Y N	Y N	Y N				
Solvent Product Containers	Y N	Y N	Y N	Y N	Y N				
Water Separators	Y N	Y N	Y N	Y N	Y N				
Muck Cookers	Y N	Y N	Y N	Y N	Y N				
Stills	Y N	Y N	Y N	Y N	Y N				
Exhaust Dampers	Y N	Y N	Y N	Y N	Y N				
Diverter Valves	Y N	Y N	Y N	Y N	Y N				
Filter Gaskets	Y N	Y N	Y N	Y N	Y N				
Filter Seatings	Y N	Y N	Y N	Y N	Y N				
Filter Housings	Y N	Y N	Y N	Y N	Y N				

- * Bi-weekly perceptible leak checks for equipment installed before 12/9/91 with total perchloroethylene consumption rate less than 140 gal/yr.
- * Weekly perceptible leak checks for equipment installed after 12/9/91 **OR** with total perchloroethylene consumption rate of greater than or equal to 140 gal/yr.
- * Once a month inspect using a vapor detector, regardless of equipment install date.

Section 2 - Weekly Refrigerated Condenser/Adsorber Monitoring Log

Refrigerated Condenser Pressure/ Temperature Monitoring

Pressure (psi)	High					
	Low					
OR Temperature	°F or °C					
Is the pressure in the range specified by the manufacturer's operating instructions or is the temp less than or equal to 45°F (7.2°C)?		Y N	Y N	Y N	Y N	Y N

Carbon Adsorber Perc Concentration Monitoring

Measured Concentration (PPMV) Exhaust / Drum	/	/	/	/	/
Is the Perc concentration less than 100 PPMV / 300 PPMV?*	Y N	Y N	Y N	Y N	Y N

NOTES:

* Less than 100 PPMV in the exhaust and less than 300 PPMV in the drycleaning machine drum

Section 3 - Perc Purchases
Rolling Total

Previous 12-month rolling total =	1.
Perc purchased in May 2017	2.
Subtotal = Line 1 minus Line 2	3.
This month's perc purchases	
Date	Gallons
This month's purchase total =	4.
Current 12-month rolling total= Line 3 plus Line 4	



May 2018

Sun	Mon	Tue	Wed	Thu	Fri	Sat
		1	2	3	4	5
		<input type="checkbox"/> Calc Perc purchase running total			<input type="checkbox"/> Weekly Recordkeeping	
6	7	8	9	10	11	12
					<input type="checkbox"/> Weekly Recordkeeping	
13	14	15	16	17	18	19
					<input type="checkbox"/> Weekly Recordkeeping	
20	21	22	23	24	25	26
					<input type="checkbox"/> Weekly Recordkeeping	
27	28	29	30	31	Notes:	

Section 4 - Hazardous Waste Log

Total hazardous waste generated this month, including waste from:	_____ lbs.
• Still bottom/muck	
• Lint filter	
• Atom/mister filter	_____ gal.
• Contact/seperator water	
Are waste containers in good condition?	Y N
Are waste containers properly labeled?	Y N
Are waste containers tightly closed?	Y N
Has waste been stored for no more than the regulatory storage maximum?	Y N

Section 1 - Weekly Leak Inspection Log and Repair Records

June 2018

Inspection Date									
Inspector's Initials									
Method * P = Feel, Sight, Smell D = Vapor Detector	P D	P D	P D	P D	P D				
COMPONENTS	Are components leaking? Y=Yes, N=No					Date part ordered	Date part received	Date repaired	Description of repair
Hoses	Y N	Y N	Y N	Y N	Y N				
Pipe Connections	Y N	Y N	Y N	Y N	Y N				
Fittings	Y N	Y N	Y N	Y N	Y N				
Couplings	Y N	Y N	Y N	Y N	Y N				
Valves	Y N	Y N	Y N	Y N	Y N				
Door Gaskets	Y N	Y N	Y N	Y N	Y N				
Door Seatings	Y N	Y N	Y N	Y N	Y N				
Pumps	Y N	Y N	Y N	Y N	Y N				
Solvent Tanks	Y N	Y N	Y N	Y N	Y N				
Solvent Product Containers	Y N	Y N	Y N	Y N	Y N				
Water Separators	Y N	Y N	Y N	Y N	Y N				
Muck Cookers	Y N	Y N	Y N	Y N	Y N				
Stills	Y N	Y N	Y N	Y N	Y N				
Exhaust Dampers	Y N	Y N	Y N	Y N	Y N				
Diverter Valves	Y N	Y N	Y N	Y N	Y N				
Filter Gaskets	Y N	Y N	Y N	Y N	Y N				
Filter Seatings	Y N	Y N	Y N	Y N	Y N				
Filter Housings	Y N	Y N	Y N	Y N	Y N				

- * Bi-weekly perceptible leak checks for equipment installed before 12/9/91 with total perchloroethylene consumption rate less than 140 gal/yr.
- * Weekly perceptible leak checks for equipment installed after 12/9/91 **OR** with total perchloroethylene consumption rate of greater than or equal to 140 gal/yr.
- * Once a month inspect using a vapor detector, regardless of equipment install date.

Section 2 - Weekly Refrigerated Condenser/Adsorber Monitoring Log

Refrigerated Condenser Pressure/ Temperature Monitoring

Pressure (psi)	High					
	Low					
OR Temperature	°F or °C					
Is the pressure in the range specified by the manufacturer's operating instructions or is the temp less than or equal to 45°F (7.2°C)?		Y N	Y N	Y N	Y N	Y N

Carbon Adsorber Perc Concentration Monitoring

Measured Concentration (PPMV) Exhaust / Drum	/	/	/	/	/
Is the Perc concentration less than 100 PPMV / 300 PPMV?*	Y N	Y N	Y N	Y N	Y N

NOTES:

* Less than 100 PPMV in the exhaust and less than 300 PPMV in the drycleaning machine drum

Section 3 - Perc Purchases
Rolling Total

Previous 12-month rolling total =	1.
Perc purchased in June 2017	2.
Subtotal = Line 1 minus Line 2	3.
This month's perc purchases	
Date	Gallons
This month's purchase total =	4.
Current 12-month rolling total= Line 3 plus Line 4	



June 2018



Sun	Mon	Tue	Wed	Thu	Fri	Sat
Notes:					1 <input type="checkbox"/> Calc Perc purchase running total <input type="checkbox"/> Weekly Recordkeeping	2
3	4	5	6	7	8 <input type="checkbox"/> Weekly Recordkeeping	9
10	11	12	13	14	15 <input type="checkbox"/> Weekly Recordkeeping	16
17	18	19	20	21	22 <input type="checkbox"/> Weekly Recordkeeping	23
24	25	26	27	28	29 <input type="checkbox"/> Weekly Recordkeeping	30

Section 4 - Hazardous Waste Log

Total hazardous waste generated this month, including waste from: • Still bottom/muck • Lint filter • Atom/mister filter • Contact/seperator water	_____ lbs. _____ gal.
Are waste containers in good condition?	Y N
Are waste containers properly labeled?	Y N
Are waste containers tightly closed?	Y N
Has waste been stored for no more than the regulatory storage maximum?	Y N

Section 1 - Weekly Leak Inspection Log and Repair Records

July 2018

Inspection Date									
Inspector's Initials									
Method * P = Feel, Sight, Smell D = Vapor Detector	P D	P D	P D	P D	P D				
COMPONENTS	Are components leaking? Y=Yes, N=No					Date part ordered	Date part received	Date repaired	Description of repair
Hoses	Y N	Y N	Y N	Y N	Y N				
Pipe Connections	Y N	Y N	Y N	Y N	Y N				
Fittings	Y N	Y N	Y N	Y N	Y N				
Couplings	Y N	Y N	Y N	Y N	Y N				
Valves	Y N	Y N	Y N	Y N	Y N				
Door Gaskets	Y N	Y N	Y N	Y N	Y N				
Door Seatings	Y N	Y N	Y N	Y N	Y N				
Pumps	Y N	Y N	Y N	Y N	Y N				
Solvent Tanks	Y N	Y N	Y N	Y N	Y N				
Solvent Product Containers	Y N	Y N	Y N	Y N	Y N				
Water Separators	Y N	Y N	Y N	Y N	Y N				
Muck Cookers	Y N	Y N	Y N	Y N	Y N				
Stills	Y N	Y N	Y N	Y N	Y N				
Exhaust Dampers	Y N	Y N	Y N	Y N	Y N				
Diverter Valves	Y N	Y N	Y N	Y N	Y N				
Filter Gaskets	Y N	Y N	Y N	Y N	Y N				
Filter Seatings	Y N	Y N	Y N	Y N	Y N				
Filter Housings	Y N	Y N	Y N	Y N	Y N				

- * Bi-weekly perceptible leak checks for equipment installed before 12/9/91 with total perchloroethylene consumption rate less than 140 gal/yr.
- * Weekly perceptible leak checks for equipment installed after 12/9/91 **OR** with total perchloroethylene consumption rate of greater than or equal to 140 gal/yr.
- * Once a month inspect using a vapor detector, regardless of equipment install date.

Section 2 - Weekly Refrigerated Condenser/Adsorber Monitoring Log

Refrigerated Condenser Pressure/ Temperature Monitoring

Pressure (psi)	High					
	Low					
OR Temperature	°F or °C					
Is the pressure in the range specified by the manufacturer's operating instructions or is the temp less than or equal to 45°F (7.2°C)?		Y N	Y N	Y N	Y N	Y N

Carbon Adsorber Perc Concentration Monitoring

Measured Concentration (PPMV) Exhaust / Drum	/	/	/	/	/
Is the Perc concentration less than 100 PPMV / 300 PPMV?*	Y N	Y N	Y N	Y N	Y N

NOTES:

* Less than 100 PPMV in the exhaust and less than 300 PPMV in the drycleaning machine drum

Section 3 - Perc Purchases
Rolling Total

Previous 12-month rolling total =	1.
Perc purchased in July 2017	2.
Subtotal = Line 1 minus Line 2	3.
This month's perc purchases	
Date	Gallons
This month's purchase total =	4.
Current 12-month rolling total= Line 3 plus Line 4	



July 2018

Sun	Mon	Tue	Wed	Thu	Fri	Sat
1	2	3	4	5	6	7
	<input type="checkbox"/> Calc Perc purchase running total				<input type="checkbox"/> Weekly Recordkeeping	
8	9	10	11	12	13	14
					<input type="checkbox"/> Weekly Recordkeeping	
15	16	17	18	19	20	21
					<input type="checkbox"/> Weekly Recordkeeping	
22	23	24	25	26	27	28
					<input type="checkbox"/> Weekly Recordkeeping	
29	30	31	Notes:			

Section 4 - Hazardous Waste Log

Total hazardous waste generated this month, including waste from:	_____ lbs.
• Still bottom/muck	_____ gal.
• Lint filter	
• Atom/mister filter	
• Contact/seperator water	
Are waste containers in good condition?	Y N
Are waste containers properly labeled?	Y N
Are waste containers tightly closed?	Y N
Has waste been stored for no more than the regulatory storage maximum?	Y N

Section 1 - Weekly Leak Inspection Log and Repair Records

August 2018

Inspection Date									
Inspector's Initials									
Method * P = Feel, Sight, Smell D = Vapor Detector	P D	P D	P D	P D	P D				
COMPONENTS	Are components leaking? Y=Yes, N=No					Date part ordered	Date part received	Date repaired	Description of repair
Hoses	Y N	Y N	Y N	Y N	Y N				
Pipe Connections	Y N	Y N	Y N	Y N	Y N				
Fittings	Y N	Y N	Y N	Y N	Y N				
Couplings	Y N	Y N	Y N	Y N	Y N				
Valves	Y N	Y N	Y N	Y N	Y N				
Door Gaskets	Y N	Y N	Y N	Y N	Y N				
Door Seatings	Y N	Y N	Y N	Y N	Y N				
Pumps	Y N	Y N	Y N	Y N	Y N				
Solvent Tanks	Y N	Y N	Y N	Y N	Y N				
Solvent Product Containers	Y N	Y N	Y N	Y N	Y N				
Water Separators	Y N	Y N	Y N	Y N	Y N				
Muck Cookers	Y N	Y N	Y N	Y N	Y N				
Stills	Y N	Y N	Y N	Y N	Y N				
Exhaust Dampers	Y N	Y N	Y N	Y N	Y N				
Diverter Valves	Y N	Y N	Y N	Y N	Y N				
Filter Gaskets	Y N	Y N	Y N	Y N	Y N				
Filter Seatings	Y N	Y N	Y N	Y N	Y N				
Filter Housings	Y N	Y N	Y N	Y N	Y N				

- * Bi-weekly perceptible leak checks for equipment installed before 12/9/91 with total perchloroethylene consumption rate less than 140 gal/yr.
- * Weekly perceptible leak checks for equipment installed after 12/9/91 **OR** with total perchloroethylene consumption rate of greater than or equal to 140 gal/yr.
- * Once a month inspect using a vapor detector, regardless of equipment install date.

Section 2 - Weekly Refrigerated Condenser/Adsorber Monitoring Log

Refrigerated Condenser Pressure/ Temperature Monitoring

Pressure (psi)	High				
	Low				
OR Temperature	°F or °C				
Is the pressure in the range specified by the manufacturer's operating instructions or is the temp less than or equal to 45°F (7.2°C)?		Y N	Y N	Y N	Y N

Carbon Adsorber Perc Concentration Monitoring

Measured Concentration (PPMV) Exhaust / Drum	/	/	/	/	/
Is the Perc concentration less than 100 PPMV / 300 PPMV?*		Y N	Y N	Y N	Y N

NOTES:

* Less than 100 PPMV in the exhaust and less than 300 PPMV in the drycleaning machine drum

Section 3 - Perc Purchases
Rolling Total

Previous 12-month rolling total =	1.
Perc purchased in August 2017	2.
Subtotal = Line 1 minus Line 2	3.
This month's perc purchases	
Date	Gallons
This month's purchase total =	4.
Current 12-month rolling total= Line 3 plus Line 4	

Section 4 - Hazardous Waste Log

Total hazardous waste generated this month, including waste from:	_____ lbs.
• Still bottom/muck	_____ gal.
• Lint filter	
• Atom/mister filter	
• Contact/seperator water	
Are waste containers in good condition?	Y N
Are waste containers properly labeled?	Y N
Are waste containers tightly closed?	Y N
Has waste been stored for no more than the regulatory storage maximum?	Y N



August 2018

Sun	Mon	Tue	Wed	Thu	Fri	Sat
Notes:			1	2	3	4
			<input type="checkbox"/> Calc Perc purchase running total		<input type="checkbox"/> Weekly Recordkeeping	
5	6	7	8	9	10	11
					<input type="checkbox"/> Weekly Recordkeeping	
12	13	14	15	16	17	18
					<input type="checkbox"/> Weekly Recordkeeping	
19	20	21	22	23	24	25
					<input type="checkbox"/> Weekly Recordkeeping	
26	27	28	29	30	31	
					<input type="checkbox"/> Weekly Recordkeeping	

Section 1 - Weekly Leak Inspection Log and Repair Records

September 2018

Inspection Date										
Inspector's Initials										
Method *	P = Feel, Sight, Smell D = Vapor Detector	P D	P D	P D	P D	P D				
COMPONENTS	Are components leaking? Y=Yes, N=No						Date part ordered	Date part received	Date repaired	Description of repair
Hoses	Y N	Y N	Y N	Y N	Y N					
Pipe Connections	Y N	Y N	Y N	Y N	Y N					
Fittings	Y N	Y N	Y N	Y N	Y N					
Couplings	Y N	Y N	Y N	Y N	Y N					
Valves	Y N	Y N	Y N	Y N	Y N					
Door Gaskets	Y N	Y N	Y N	Y N	Y N					
Door Seatings	Y N	Y N	Y N	Y N	Y N					
Pumps	Y N	Y N	Y N	Y N	Y N					
Solvent Tanks	Y N	Y N	Y N	Y N	Y N					
Solvent Product Containers	Y N	Y N	Y N	Y N	Y N					
Water Separators	Y N	Y N	Y N	Y N	Y N					
Muck Cookers	Y N	Y N	Y N	Y N	Y N					
Stills	Y N	Y N	Y N	Y N	Y N					
Exhaust Dampers	Y N	Y N	Y N	Y N	Y N					
Diverter Valves	Y N	Y N	Y N	Y N	Y N					
Filter Gaskets	Y N	Y N	Y N	Y N	Y N					
Filter Seatings	Y N	Y N	Y N	Y N	Y N					
Filter Housings	Y N	Y N	Y N	Y N	Y N					

- * Bi-weekly perceptible leak checks for equipment installed before 12/9/91 with total perchloroethylene consumption rate less than 140 gal/yr.
- * Weekly perceptible leak checks for equipment installed after 12/9/91 **OR** with total perchloroethylene consumption rate of greater than or equal to 140 gal/yr.
- * Once a month inspect using a vapor detector, regardless of equipment install date.

Section 2 - Weekly Refrigerated Condenser/Adsorber Monitoring Log

Refrigerated Condenser Pressure/ Temperature Monitoring

Pressure (psi)	High					
	Low					
OR Temperature	°F or °C					
Is the pressure in the range specified by the manufacturer's operating instructions or is the temp less than or equal to 45°F (7.2°C)?		Y N	Y N	Y N	Y N	Y N

Carbon Adsorber Perc Concentration Monitoring

Measured Concentration (PPMV) Exhaust / Drum	/	/	/	/	/
Is the Perc concentration less than 100 PPMV / 300 PPMV?*	Y N	Y N	Y N	Y N	Y N

NOTES:

* Less than 100 PPMV in the exhaust and less than 300 PPMV in the drycleaning machine drum

Section 3 - Perc Purchases
Rolling Total

Previous 12-month rolling total =	1.
Perc purchased in September 2017	2.
Subtotal = Line 1 minus Line 2	3.
This month's perc purchases	
Date	Gallons
This month's purchase total =	4.
Current 12-month rolling total= Line 3 plus Line 4	



September 2018



Sun	Mon	Tue	Wed	Thu	Fri	Sat
Notes:						1
2	3	4	5	6	7	8
	<input type="checkbox"/> Calc Perc purchase running total				<input type="checkbox"/> Weekly Recordkeeping	
9	10	11	12	13	14	15
					<input type="checkbox"/> Weekly Recordkeeping	
16	17	18	19	20	21	22
					<input type="checkbox"/> Weekly Recordkeeping	
23	24	25	26	27	28	29
30					<input type="checkbox"/> Weekly Recordkeeping	

Section 4 - Hazardous Waste Log

Total hazardous waste generated this month, including waste from:	_____ lbs.
• Still bottom/muck	
• Lint filter	
• Atom/mister filter	_____ gal.
• Contact/seperator water	
Are waste containers in good condition?	Y N
Are waste containers properly labeled?	Y N
Are waste containers tightly closed?	Y N
Has waste been stored for no more than the regulatory storage maximum?	Y N

Section 1 - Weekly Leak Inspection Log and Repair Records

October 2018

Inspection Date									
Inspector's Initials									
Method *	P = Feel, Sight, Smell D = Vapor Detector	P D	P D	P D	P D	P D	P D	P D	P D
COMPONENTS	Are components leaking? Y=Yes, N=No	Date part ordered	Date part received	Date repaired	Description of repair				
Hoses	Y N Y N Y N Y N Y N								
Pipe Connections	Y N Y N Y N Y N Y N								
Fittings	Y N Y N Y N Y N Y N								
Couplings	Y N Y N Y N Y N Y N								
Valves	Y N Y N Y N Y N Y N								
Door Gaskets	Y N Y N Y N Y N Y N								
Door Seatings	Y N Y N Y N Y N Y N								
Pumps	Y N Y N Y N Y N Y N								
Solvent Tanks	Y N Y N Y N Y N Y N								
Solvent Product Containers	Y N Y N Y N Y N Y N								
Water Separators	Y N Y N Y N Y N Y N								
Muck Cookers	Y N Y N Y N Y N Y N								
Stills	Y N Y N Y N Y N Y N								
Exhaust Dampers	Y N Y N Y N Y N Y N								
Diverter Valves	Y N Y N Y N Y N Y N								
Filter Gaskets	Y N Y N Y N Y N Y N								
Filter Seatings	Y N Y N Y N Y N Y N								
Filter Housings	Y N Y N Y N Y N Y N								

- * Bi-weekly perceptible leak checks for equipment installed before 12/9/91 with total perchloroethylene consumption rate less than 140 gal/yr.
- * Weekly perceptible leak checks for equipment installed after 12/9/91 **OR** with total perchloroethylene consumption rate of greater than or equal to 140 gal/yr.
- * Once a month inspect using a vapor detector, regardless of equipment install date.

Section 2 - Weekly Refrigerated Condenser/Adsorber Monitoring Log

Refrigerated Condenser Pressure/ Temperature Monitoring

Pressure (psi)	High					
	Low					
OR Temperature	°F or °C					
Is the pressure in the range specified by the manufacturer's operating instructions or is the temp less than or equal to 45°F (7.2°C)?		Y N	Y N	Y N	Y N	Y N

Carbon Adsorber Perc Concentration Monitoring

Measured Concentration (PPMV) Exhaust / Drum	/	/	/	/	/
Is the Perc concentration less than 100 PPMV / 300 PPMV?*	Y N	Y N	Y N	Y N	Y N

NOTES:

* Less than 100 PPMV in the exhaust and less than 300 PPMV in the drycleaning machine drum

Section 3 - Perc Purchases
Rolling Total

Previous 12-month rolling total =	1.
Perc purchased in October 2017	2.
Subtotal = Line 1 minus Line 2	3.
This month's perc purchases	
Date	Gallons
This month's purchase total =	4.
Current 12-month rolling total= Line 3 plus Line 4	

Section 4 - Hazardous Waste Log

Total hazardous waste generated this month, including waste from: • Still bottom/muck • Lint filter • Atom/mister filter • Contact/seperator water	_____ lbs. _____ gal.
Are waste containers in good condition?	Y N
Are waste containers properly labeled?	Y N
Are waste containers tightly closed?	Y N
Has waste been stored for no more than the regulatory storage maximum?	Y N




October 2018



Sun	Mon	Tue	Wed	Thu	Fri	Sat
	1 <input type="checkbox"/> Calc Perc purchase running total	2	3	4	5 <input type="checkbox"/> Weekly Recordkeeping	6
7	8	9	10	11	12 <input type="checkbox"/> Weekly Recordkeeping	13
14	15	16	17	18	19 <input type="checkbox"/> Weekly Recordkeeping	20
21	22	23	24	25	26 <input type="checkbox"/> Weekly Recordkeeping	27
28	29	30	31	Notes:		

Section 1 - Weekly Leak Inspection Log and Repair Records

November 2018

Inspection Date										
Inspector's Initials										
Method *	P = Feel, Sight, Smell D = Vapor Detector	P D	P D	P D	P D	P D	P D	P D	P D	
COMPONENTS	Are components leaking? Y=Yes, N=No						Date part ordered	Date part received	Date repaired	Description of repair
Hoses	Y N	Y N	Y N	Y N	Y N					
Pipe Connections	Y N	Y N	Y N	Y N	Y N					
Fittings	Y N	Y N	Y N	Y N	Y N					
Couplings	Y N	Y N	Y N	Y N	Y N					
Valves	Y N	Y N	Y N	Y N	Y N					
Door Gaskets	Y N	Y N	Y N	Y N	Y N					
Door Seatings	Y N	Y N	Y N	Y N	Y N					
Pumps	Y N	Y N	Y N	Y N	Y N					
Solvent Tanks	Y N	Y N	Y N	Y N	Y N					
Solvent Product Containers	Y N	Y N	Y N	Y N	Y N					
Water Separators	Y N	Y N	Y N	Y N	Y N					
Muck Cookers	Y N	Y N	Y N	Y N	Y N					
Stills	Y N	Y N	Y N	Y N	Y N					
Exhaust Dampers	Y N	Y N	Y N	Y N	Y N					
Diverter Valves	Y N	Y N	Y N	Y N	Y N					
Filter Gaskets	Y N	Y N	Y N	Y N	Y N					
Filter Seatings	Y N	Y N	Y N	Y N	Y N					
Filter Housings	Y N	Y N	Y N	Y N	Y N					

- * Bi-weekly perceptible leak checks for equipment installed before 12/9/91 with total perchloroethylene consumption rate less than 140 gal/yr.
- * Weekly perceptible leak checks for equipment installed after 12/9/91 **OR** with total perchloroethylene consumption rate of greater than or equal to 140 gal/yr.
- * Once a month inspect using a vapor detector, regardless of equipment install date.

Section 2 - Weekly Refrigerated Condenser/Adsorber Monitoring Log

Refrigerated Condenser Pressure/ Temperature Monitoring

Pressure (psi)	High					
	Low					
OR Temperature	°F or °C					
Is the pressure in the range specified by the manufacturer's operating instructions or is the temp less than or equal to 45°F (7.2°C)?		Y N	Y N	Y N	Y N	Y N

Carbon Adsorber Perc Concentration Monitoring

Measured Concentration (PPMV) Exhaust / Drum	/	/	/	/	/
Is the Perc concentration less than 100 PPMV / 300 PPMV?*		Y N	Y N	Y N	Y N

NOTES:

* Less than 100 PPMV in the exhaust and less than 300 PPMV in the drycleaning machine drum

Section 3 - Perc Purchases
Rolling Total

Previous 12-month rolling total =	1.
Perc purchased in November 2017	2.
Subtotal = Line 1 minus Line 2	3.
This month's perc purchases	
Date	Gallons
This month's purchase total =	4.
Current 12-month rolling total= Line 3 plus Line 4	

Section 4 - Hazardous Waste Log

Total hazardous waste generated this month, including waste from:	_____ lbs.
• Still bottom/muck	_____ gal.
• Lint filter	
• Atom/mister filter	
• Contact/seperator water	
Are waste containers in good condition?	Y N
Are waste containers properly labeled?	Y N
Are waste containers tightly closed?	Y N
Has waste been stored for no more than the regulatory storage maximum?	Y N




November 2018



Sun	Mon	Tue	Wed	Thu	Fri	Sat
Notes:				1	2	3
				<input type="checkbox"/> Calc Perc purchase running total	<input type="checkbox"/> Weekly Recordkeeping	
4	5	6	7	8	9	10
					<input type="checkbox"/> Weekly Recordkeeping	
11	12	13	14	15	16	17
					<input type="checkbox"/> Weekly Recordkeeping	
18	19	20	21	22	23	24
					<input type="checkbox"/> Weekly Recordkeeping	
25	26	27	28	29	30	
					<input type="checkbox"/> Weekly Recordkeeping	

Section 1 - Weekly Leak Inspection Log and Repair Records

December 2018

Inspection Date									
Inspector's Initials									
Method *	P = Feel, Sight, Smell D = Vapor Detector	P D	P D	P D	P D	P D	P D	P D	P D
COMPONENTS	Are components leaking? Y=Yes, N=No	Date part ordered	Date part received	Date repaired	Description of repair				
Hoses	Y N Y N Y N Y N Y N								
Pipe Connections	Y N Y N Y N Y N Y N								
Fittings	Y N Y N Y N Y N Y N								
Couplings	Y N Y N Y N Y N Y N								
Valves	Y N Y N Y N Y N Y N								
Door Gaskets	Y N Y N Y N Y N Y N								
Door Seatings	Y N Y N Y N Y N Y N								
Pumps	Y N Y N Y N Y N Y N								
Solvent Tanks	Y N Y N Y N Y N Y N								
Solvent Product Containers	Y N Y N Y N Y N Y N								
Water Separators	Y N Y N Y N Y N Y N								
Muck Cookers	Y N Y N Y N Y N Y N								
Stills	Y N Y N Y N Y N Y N								
Exhaust Dampers	Y N Y N Y N Y N Y N								
Diverter Valves	Y N Y N Y N Y N Y N								
Filter Gaskets	Y N Y N Y N Y N Y N								
Filter Seatings	Y N Y N Y N Y N Y N								
Filter Housings	Y N Y N Y N Y N Y N								

- * Bi-weekly perceptible leak checks for equipment installed before 12/9/91 with total perchloroethylene consumption rate less than 140 gal/yr.
- * Weekly perceptible leak checks for equipment installed after 12/9/91 **OR** with total perchloroethylene consumption rate of greater than or equal to 140 gal/yr.
- * Once a month inspect using a vapor detector, regardless of equipment install date.

Section 2 - Weekly Refrigerated Condenser/Adsorber Monitoring Log

Refrigerated Condenser Pressure/ Temperature Monitoring

Pressure (psi) High					
Low					
OR Temperature °F or °C					
Is the pressure in the range specified by the manufacturer's operating instructions or is the temp less than or equal to 45°F (7.2°C)?	Y N	Y N	Y N	Y N	Y N

Carbon Adsorber Perc Concentration Monitoring

Measured Concentration (PPMV) Exhaust / Drum	/	/	/	/	/
Is the Perc concentration less than 100 PPMV / 300 PPMV?*	Y N	Y N	Y N	Y N	Y N

NOTES:

* Less than 100 PPMV in the exhaust and less than 300 PPMV in the drycleaning machine drum

Section 3 - Perc Purchases
Rolling Total

Previous 12-month rolling total =	1.
Perc purchased in December 2017	2.
Subtotal = Line 1 minus Line 2	3.
This month's perc purchases	
Date	Gallons
This month's purchase total =	4.
Current 12-month rolling total= Line 3 plus Line 4	

Section 4 - Hazardous Waste Log

Total hazardous waste generated this month, including waste from:	_____ lbs.
• Still bottom/muck	_____ gal.
• Lint filter	
• Atom/mister filter	
• Contact/seperator water	
Are waste containers in good condition?	Y N
Are waste containers properly labeled?	Y N
Are waste containers tightly closed?	Y N
Has waste been stored for no more than the regulatory storage maximum?	Y N



December 2018

Sun	Mon	Tue	Wed	Thu	Fri	Sat
Notes:						1
2	3	4	5	6	7	8
	<input type="checkbox"/> Calc Perc purchase running total				<input type="checkbox"/> Weekly Recordkeeping	
9	10	11	12	13	14	15
					<input type="checkbox"/> Weekly Recordkeeping	
16	17	18	19	20	21	22
					<input type="checkbox"/> Weekly Recordkeeping	
23	24	25	26	27	28	29
30	31				<input type="checkbox"/> Weekly Recordkeeping	

Section 1 - Weekly Leak Inspection Log and Repair Records

January 2019

Inspection Date										
Inspector's Initials										
Method *	P = Feel, Sight, Smell D = Vapor Detector	P D	P D	P D	P D	P D				
COMPONENTS	Are components leaking? Y=Yes, N=No						Date part ordered	Date part received	Date repaired	Description of repair
Hoses	Y N	Y N	Y N	Y N	Y N					
Pipe Connections	Y N	Y N	Y N	Y N	Y N					
Fittings	Y N	Y N	Y N	Y N	Y N					
Couplings	Y N	Y N	Y N	Y N	Y N					
Valves	Y N	Y N	Y N	Y N	Y N					
Door Gaskets	Y N	Y N	Y N	Y N	Y N					
Door Seatings	Y N	Y N	Y N	Y N	Y N					
Pumps	Y N	Y N	Y N	Y N	Y N					
Solvent Tanks	Y N	Y N	Y N	Y N	Y N					
Solvent Product Containers	Y N	Y N	Y N	Y N	Y N					
Water Separators	Y N	Y N	Y N	Y N	Y N					
Muck Cookers	Y N	Y N	Y N	Y N	Y N					
Stills	Y N	Y N	Y N	Y N	Y N					
Exhaust Dampers	Y N	Y N	Y N	Y N	Y N					
Diverter Valves	Y N	Y N	Y N	Y N	Y N					
Filter Gaskets	Y N	Y N	Y N	Y N	Y N					
Filter Seatings	Y N	Y N	Y N	Y N	Y N					
Filter Housings	Y N	Y N	Y N	Y N	Y N					

- * Bi-weekly perceptible leak checks for equipment installed before 12/9/91 with total perchloroethylene consumption rate less than 140 gal/yr.
- * Weekly perceptible leak checks for equipment installed after 12/9/91 **OR** with total perchloroethylene consumption rate of greater than or equal to 140 gal/yr.
- * Once a month inspect using a vapor detector, regardless of equipment install date.

Section 2 - Weekly Refrigerated Condenser/Adsorber Monitoring Log

Refrigerated Condenser Pressure/ Temperature Monitoring

Pressure (psi)	High					
	Low					
OR Temperature	°F or °C					
Is the pressure in the range specified by the manufacturer's operating instructions or is the temp less than or equal to 45°F (7.2°C)?		Y N	Y N	Y N	Y N	Y N

Carbon Adsorber Perc Concentration Monitoring

Measured Concentration (PPMV) Exhaust / Drum	/	/	/	/	/
Is the Perc concentration less than 100 PPMV / 300 PPMV?*	Y N	Y N	Y N	Y N	Y N

NOTES:

* Less than 100 PPMV in the exhaust and less than 300 PPMV in the drycleaning machine drum

Section 3 - Perc Purchases
Rolling Total

Previous 12-month rolling total =	1.
Perc purchased in January 2018	2.
Subtotal = Line 1 minus Line 2	3.
This month's perc purchases	
Date	Gallons
This month's purchase total =	4.
Current 12-month rolling total= Line 3 plus Line 4	



January 2019



Sun	Mon	Tue	Wed	Thu	Fri	Sat
		1 <input type="checkbox"/> Calc Perc purchase running total	2	3	4 <input type="checkbox"/> Weekly Recordkeeping	5
6	7	8	9	10	11 <input type="checkbox"/> Weekly Recordkeeping	12
13	14	15	16	17	18 <input type="checkbox"/> Weekly Recordkeeping	19
20	21	22	23	24	25 <input type="checkbox"/> Weekly Recordkeeping	26
27	28	29	30	31	Notes:	

Section 4 - Hazardous Waste Log

Total hazardous waste generated this month, including waste from: • Still bottom/muck • Lint filter • Atom/mister filter • Contact/seperator water	_____ lbs. _____ gal.
Are waste containers in good condition?	Y N
Are waste containers properly labeled?	Y N
Are waste containers tightly closed?	Y N
Has waste been stored for no more than the regulatory storage maximum?	Y N

Section 1 - Weekly Leak Inspection Log and Repair Records

February 2019

Inspection Date									
Inspector's Initials									
Method * P = Feel, Sight, Smell D = Vapor Detector	P D	P D	P D	P D	P D				
COMPONENTS	Are components leaking? Y=Yes, N=No					Date part ordered	Date part received	Date repaired	Description of repair
Hoses	Y N	Y N	Y N	Y N	Y N				
Pipe Connections	Y N	Y N	Y N	Y N	Y N				
Fittings	Y N	Y N	Y N	Y N	Y N				
Couplings	Y N	Y N	Y N	Y N	Y N				
Valves	Y N	Y N	Y N	Y N	Y N				
Door Gaskets	Y N	Y N	Y N	Y N	Y N				
Door Seatings	Y N	Y N	Y N	Y N	Y N				
Pumps	Y N	Y N	Y N	Y N	Y N				
Solvent Tanks	Y N	Y N	Y N	Y N	Y N				
Solvent Product Containers	Y N	Y N	Y N	Y N	Y N				
Water Separators	Y N	Y N	Y N	Y N	Y N				
Muck Cookers	Y N	Y N	Y N	Y N	Y N				
Stills	Y N	Y N	Y N	Y N	Y N				
Exhaust Dampers	Y N	Y N	Y N	Y N	Y N				
Diverter Valves	Y N	Y N	Y N	Y N	Y N				
Filter Gaskets	Y N	Y N	Y N	Y N	Y N				
Filter Seatings	Y N	Y N	Y N	Y N	Y N				
Filter Housings	Y N	Y N	Y N	Y N	Y N				

- * Bi-weekly perceptible leak checks for equipment installed before 12/9/91 with total perchloroethylene consumption rate less than 140 gal/yr.
- * Weekly perceptible leak checks for equipment installed after 12/9/91 **OR** with total perchloroethylene consumption rate of greater than or equal to 140 gal/yr.
- * Once a month inspect using a vapor detector, regardless of equipment install date.

Section 2 - Weekly Refrigerated Condenser/Adsorber Monitoring Log

Refrigerated Condenser Pressure/ Temperature Monitoring

Pressure (psi)	High					
	Low					
OR Temperature	°F or °C					
Is the pressure in the range specified by the manufacturer's operating instructions or is the temp less than or equal to 45°F (7.2°C)?		Y N	Y N	Y N	Y N	Y N

Carbon Adsorber Perc Concentration Monitoring

Measured Concentration (PPMV) Exhaust / Drum	/	/	/	/	/
Is the Perc concentration less than 100 PPMV / 300 PPMV?*	Y N	Y N	Y N	Y N	Y N

NOTES:

* Less than 100 PPMV in the exhaust and less than 300 PPMV in the drycleaning machine drum

Section 3 - Perc Purchases
Rolling Total

Previous 12-month rolling total =	1.
Perc purchased in February 2018	2.
Subtotal = Line 1 minus Line 2	3.
This month's perc purchases	
Date	Gallons
This month's purchase total =	4.
Current 12-month rolling total= Line 3 plus Line 4	

Section 4 - Hazardous Waste Log

Total hazardous waste generated this month, including waste from:	_____ lbs.
• Still bottom/muck	_____ gal.
• Lint filter	
• Atom/mister filter	
• Contact/seperator water	
Are waste containers in good condition?	Y N
Are waste containers properly labeled?	Y N
Are waste containers tightly closed?	Y N
Has waste been stored for no more than the regulatory storage maximum?	Y N




February 2019



Sun	Mon	Tue	Wed	Thu	Fri	Sat
Notes:					1 <input type="checkbox"/> Calc Perc purchase running total <input type="checkbox"/> Weekly Recordkeeping	2
3	4	5	6	7	8 <input type="checkbox"/> Weekly Recordkeeping	9
10	11	12	13	14	15 <input type="checkbox"/> Weekly Recordkeeping	16
17	18	19	20	21	22 <input type="checkbox"/> Weekly Recordkeeping	23
24	25	26	27	28		

Section 1 - Weekly Leak Inspection Log and Repair Records

March 2019

Inspection Date									
Inspector's Initials									
Method * P = Feel, Sight, Smell D = Vapor Detector	P D	P D	P D	P D	P D				
COMPONENTS	Are components leaking? Y=Yes, N=No					Date part ordered	Date part received	Date repaired	Description of repair
Hoses	Y N	Y N	Y N	Y N	Y N				
Pipe Connections	Y N	Y N	Y N	Y N	Y N				
Fittings	Y N	Y N	Y N	Y N	Y N				
Couplings	Y N	Y N	Y N	Y N	Y N				
Valves	Y N	Y N	Y N	Y N	Y N				
Door Gaskets	Y N	Y N	Y N	Y N	Y N				
Door Seatings	Y N	Y N	Y N	Y N	Y N				
Pumps	Y N	Y N	Y N	Y N	Y N				
Solvent Tanks	Y N	Y N	Y N	Y N	Y N				
Solvent Product Containers	Y N	Y N	Y N	Y N	Y N				
Water Separators	Y N	Y N	Y N	Y N	Y N				
Muck Cookers	Y N	Y N	Y N	Y N	Y N				
Stills	Y N	Y N	Y N	Y N	Y N				
Exhaust Dampers	Y N	Y N	Y N	Y N	Y N				
Diverter Valves	Y N	Y N	Y N	Y N	Y N				
Filter Gaskets	Y N	Y N	Y N	Y N	Y N				
Filter Seatings	Y N	Y N	Y N	Y N	Y N				
Filter Housings	Y N	Y N	Y N	Y N	Y N				

- * Bi-weekly perceptible leak checks for equipment installed before 12/9/91 with total perchloroethylene consumption rate less than 140 gal/yr.
- * Weekly perceptible leak checks for equipment installed after 12/9/91 **OR** with total perchloroethylene consumption rate of greater than or equal to 140 gal/yr.
- * Once a month inspect using a vapor detector, regardless of equipment install date.

Section 2 - Weekly Refrigerated Condenser/Adsorber Monitoring Log

Refrigerated Condenser Pressure/ Temperature Monitoring

Pressure (psi)	High					
	Low					
OR Temperature	°F or °C					
Is the pressure in the range specified by the manufacturer's operating instructions or is the temp less than or equal to 45°F (7.2°C)?		Y N	Y N	Y N	Y N	Y N

Carbon Adsorber Perc Concentration Monitoring

Measured Concentration (PPMV) Exhaust / Drum	/	/	/	/	/
Is the Perc concentration less than 100 PPMV / 300 PPMV?*		Y N	Y N	Y N	Y N

NOTES:

* Less than 100 PPMV in the exhaust and less than 300 PPMV in the drycleaning machine drum

Section 3 - Perc Purchases
Rolling Total

Previous 12-month rolling total =	1.
Perc purchased in March 2018	2.
Subtotal = Line 1 minus Line 2	3.
This month's perc purchases	
Date	Gallons
This month's purchase total =	4.
Current 12-month rolling total= Line 3 plus Line 4	



March 2019



Sun	Mon	Tue	Wed	Thu	Fri	Sat
Notes:					1 <input type="checkbox"/> Calc Perc purchase running total <input type="checkbox"/> Weekly Recordkeeping	2
3	4	5	6	7	8 <input type="checkbox"/> Weekly Recordkeeping	9
10	11	12	13	14	15 <input type="checkbox"/> Weekly Recordkeeping	16
17	18	19	20	21	22 <input type="checkbox"/> Weekly Recordkeeping	23
24	25	26	27	28	29 <input type="checkbox"/> Weekly Recordkeeping	30
31					<input type="checkbox"/> Weekly Recordkeeping	

Section 4 - Hazardous Waste Log

Total hazardous waste generated this month, including waste from:	_____ lbs.
• Still bottom/muck	_____ gal.
• Lint filter	
• Atom/mister filter	
• Contact/seperator water	
Are waste containers in good condition?	Y N
Are waste containers properly labeled?	Y N
Are waste containers tightly closed?	Y N
Has waste been stored for no more than the regulatory storage maximum?	Y N

Section 1 - Weekly Leak Inspection Log and Repair Records

April 2019

Inspection Date									
Inspector's Initials									
Method * P = Feel, Sight, Smell D = Vapor Detector	P D	P D	P D	P D	P D				
COMPONENTS	Are components leaking? Y=Yes, N=No					Date part ordered	Date part received	Date repaired	Description of repair
Hoses	Y N	Y N	Y N	Y N	Y N				
Pipe Connections	Y N	Y N	Y N	Y N	Y N				
Fittings	Y N	Y N	Y N	Y N	Y N				
Couplings	Y N	Y N	Y N	Y N	Y N				
Valves	Y N	Y N	Y N	Y N	Y N				
Door Gaskets	Y N	Y N	Y N	Y N	Y N				
Door Seatings	Y N	Y N	Y N	Y N	Y N				
Pumps	Y N	Y N	Y N	Y N	Y N				
Solvent Tanks	Y N	Y N	Y N	Y N	Y N				
Solvent Product Containers	Y N	Y N	Y N	Y N	Y N				
Water Separators	Y N	Y N	Y N	Y N	Y N				
Muck Cookers	Y N	Y N	Y N	Y N	Y N				
Stills	Y N	Y N	Y N	Y N	Y N				
Exhaust Dampers	Y N	Y N	Y N	Y N	Y N				
Diverter Valves	Y N	Y N	Y N	Y N	Y N				
Filter Gaskets	Y N	Y N	Y N	Y N	Y N				
Filter Seatings	Y N	Y N	Y N	Y N	Y N				
Filter Housings	Y N	Y N	Y N	Y N	Y N				

- * Bi-weekly perceptible leak checks for equipment installed before 12/9/91 with total perchloroethylene consumption rate less than 140 gal/yr.
- * Weekly perceptible leak checks for equipment installed after 12/9/91 **OR** with total perchloroethylene consumption rate of greater than or equal to 140 gal/yr.
- * Once a month inspect using a vapor detector, regardless of equipment install date.

Section 2 - Weekly Refrigerated Condenser/Adsorber Monitoring Log

Refrigerated Condenser Pressure/ Temperature Monitoring

Pressure (psi)	High					
	Low					
OR Temperature	°F or °C					
Is the pressure in the range specified by the manufacturer's operating instructions or is the temp less than or equal to 45°F (7.2°C)?		Y N	Y N	Y N	Y N	Y N

Carbon Adsorber Perc Concentration Monitoring

Measured Concentration (PPMV) Exhaust / Drum	/	/	/	/	/
Is the Perc concentration less than 100 PPMV / 300 PPMV?*	Y N	Y N	Y N	Y N	Y N

NOTES:

* Less than 100 PPMV in the exhaust and less than 300 PPMV in the drycleaning machine drum

Section 3 - Perc Purchases
Rolling Total

Previous 12-month rolling total =	1.
Perc purchased in April 2018	2.
Subtotal = Line 1 minus Line 2	3.
This month's perc purchases	
Date	Gallons
This month's purchase total =	4.
Current 12-month rolling total= Line 3 plus Line 4	



April 2019



Sun	Mon	Tue	Wed	Thu	Fri	Sat
	1 <input type="checkbox"/> Calc Perc purchase running total	2	3	4	5 <input type="checkbox"/> Weekly Recordkeeping	6
7	8	9	10	11	12 <input type="checkbox"/> Weekly Recordkeeping	13
14	15	16	17	18	19 <input type="checkbox"/> Weekly Recordkeeping	20
21	22	23	24	25	26 <input type="checkbox"/> Weekly Recordkeeping	27
28	29	30	Notes:			

Section 4 - Hazardous Waste Log

Total hazardous waste generated this month, including waste from:	_____ lbs.
• Still bottom/muck	
• Lint filter	
• Atom/mister filter	_____ gal.
• Contact/seperator water	
Are waste containers in good condition?	Y N
Are waste containers properly labeled?	Y N
Are waste containers tightly closed?	Y N
Has waste been stored for no more than the regulatory storage maximum?	Y N

Section 1 - Weekly Leak Inspection Log and Repair Records

May 2019

Inspection Date									
Inspector's Initials									
Method * P = Feel, Sight, Smell D = Vapor Detector	P D	P D	P D	P D	P D				
COMPONENTS	Are components leaking? Y=Yes, N=No					Date part ordered	Date part received	Date repaired	Description of repair
Hoses	Y N	Y N	Y N	Y N	Y N				
Pipe Connections	Y N	Y N	Y N	Y N	Y N				
Fittings	Y N	Y N	Y N	Y N	Y N				
Couplings	Y N	Y N	Y N	Y N	Y N				
Valves	Y N	Y N	Y N	Y N	Y N				
Door Gaskets	Y N	Y N	Y N	Y N	Y N				
Door Seatings	Y N	Y N	Y N	Y N	Y N				
Pumps	Y N	Y N	Y N	Y N	Y N				
Solvent Tanks	Y N	Y N	Y N	Y N	Y N				
Solvent Product Containers	Y N	Y N	Y N	Y N	Y N				
Water Separators	Y N	Y N	Y N	Y N	Y N				
Muck Cookers	Y N	Y N	Y N	Y N	Y N				
Stills	Y N	Y N	Y N	Y N	Y N				
Exhaust Dampers	Y N	Y N	Y N	Y N	Y N				
Diverter Valves	Y N	Y N	Y N	Y N	Y N				
Filter Gaskets	Y N	Y N	Y N	Y N	Y N				
Filter Seatings	Y N	Y N	Y N	Y N	Y N				
Filter Housings	Y N	Y N	Y N	Y N	Y N				

- * Bi-weekly perceptible leak checks for equipment installed before 12/9/91 with total perchloroethylene consumption rate less than 140 gal/yr.
- * Weekly perceptible leak checks for equipment installed after 12/9/91 **OR** with total perchloroethylene consumption rate of greater than or equal to 140 gal/yr.
- * Once a month inspect using a vapor detector, regardless of equipment install date.

Section 2 - Weekly Refrigerated Condenser/Adsorber Monitoring Log

Refrigerated Condenser Pressure/ Temperature Monitoring

Pressure (psi)	High					
	Low					
OR Temperature	°F or °C					
Is the pressure in the range specified by the manufacturer's operating instructions or is the temp less than or equal to 45°F (7.2°C)?		Y N	Y N	Y N	Y N	Y N

Carbon Adsorber Perc Concentration Monitoring

Measured Concentration (PPMV) Exhaust / Drum	/	/	/	/	/
Is the Perc concentration less than 100 PPMV / 300 PPMV?*	Y N	Y N	Y N	Y N	Y N

NOTES:

* Less than 100 PPMV in the exhaust and less than 300 PPMV in the drycleaning machine drum

Section 3 - Perc Purchases
Rolling Total

Previous 12-month rolling total =	1.
Perc purchased in May 2018	2.
Subtotal = Line 1 minus Line 2	3.
This month's perc purchases	
Date	Gallons
This month's purchase total =	4.
Current 12-month rolling total= Line 3 plus Line 4	

Section 4 - Hazardous Waste Log

Total hazardous waste generated this month, including waste from: • Still bottom/muck • Lint filter • Atom/mister filter • Contact/seperator water	_____ lbs. _____ gal.
Are waste containers in good condition?	Y N
Are waste containers properly labeled?	Y N
Are waste containers tightly closed?	Y N
Has waste been stored for no more than the regulatory storage maximum?	Y N



May 2019

Sun	Mon	Tue	Wed	Thu	Fri	Sat
Notes:			1 <input type="checkbox"/> Calc Perc purchase running total	2	3 <input type="checkbox"/> Weekly Recordkeeping	4
5	6	7	8	9	10 <input type="checkbox"/> Weekly Recordkeeping	11
12	13	14	15	16	17 <input type="checkbox"/> Weekly Recordkeeping	18
19	20	21	22	23	24 <input type="checkbox"/> Weekly Recordkeeping	25
26	27	28	29	30	31 <input type="checkbox"/> Weekly Recordkeeping	

Section 1 - Weekly Leak Inspection Log and Repair Records

June 2019

Inspection Date									
Inspector's Initials									
Method * P = Feel, Sight, Smell D = Vapor Detector	P D	P D	P D	P D	P D				
COMPONENTS	Are components leaking? Y=Yes, N=No					Date part ordered	Date part received	Date repaired	Description of repair
Hoses	Y N	Y N	Y N	Y N	Y N				
Pipe Connections	Y N	Y N	Y N	Y N	Y N				
Fittings	Y N	Y N	Y N	Y N	Y N				
Couplings	Y N	Y N	Y N	Y N	Y N				
Valves	Y N	Y N	Y N	Y N	Y N				
Door Gaskets	Y N	Y N	Y N	Y N	Y N				
Door Seatings	Y N	Y N	Y N	Y N	Y N				
Pumps	Y N	Y N	Y N	Y N	Y N				
Solvent Tanks	Y N	Y N	Y N	Y N	Y N				
Solvent Product Containers	Y N	Y N	Y N	Y N	Y N				
Water Separators	Y N	Y N	Y N	Y N	Y N				
Muck Cookers	Y N	Y N	Y N	Y N	Y N				
Stills	Y N	Y N	Y N	Y N	Y N				
Exhaust Dampers	Y N	Y N	Y N	Y N	Y N				
Diverter Valves	Y N	Y N	Y N	Y N	Y N				
Filter Gaskets	Y N	Y N	Y N	Y N	Y N				
Filter Seatings	Y N	Y N	Y N	Y N	Y N				
Filter Housings	Y N	Y N	Y N	Y N	Y N				

- * Bi-weekly perceptible leak checks for equipment installed before 12/9/91 with total perchloroethylene consumption rate less than 140 gal/yr.
- * Weekly perceptible leak checks for equipment installed after 12/9/91 **OR** with total perchloroethylene consumption rate of greater than or equal to 140 gal/yr.
- * Once a month inspect using a vapor detector, regardless of equipment install date.

Section 2 - Weekly Refrigerated Condenser/Adsorber Monitoring Log

Refrigerated Condenser Pressure/ Temperature Monitoring

Pressure (psi) High					
Low					
OR Temperature °F or °C					
Is the pressure in the range specified by the manufacturer's operating instructions or is the temp less than or equal to 45°F (7.2°C)?	Y N	Y N	Y N	Y N	Y N

Carbon Adsorber Perc Concentration Monitoring

Measured Concentration (PPMV) Exhaust / Drum	/	/	/	/	/
Is the Perc concentration less than 100 PPMV / 300 PPMV?*	Y N	Y N	Y N	Y N	Y N

NOTES:

* Less than 100 PPMV in the exhaust and less than 300 PPMV in the drycleaning machine drum

Section 3 - Perc Purchases
Rolling Total

Previous 12-month rolling total =	1.
Perc purchased in June 2018	2.
Subtotal = Line 1 minus Line 2	3.
This month's perc purchases	
Date	Gallons
This month's purchase total =	4.
Current 12-month rolling total= Line 3 plus Line 4	



June 2019



Sun	Mon	Tue	Wed	Thu	Fri	Sat
Notes:						1
2	3	4	5	6	7	8
	<input type="checkbox"/> Calc. Perc purchase running total				<input type="checkbox"/> Weekly Recordkeeping	
9	10	11	12	13	14	15
					<input type="checkbox"/> Weekly Recordkeeping	
16	17	18	19	20	21	22
					<input type="checkbox"/> Weekly Recordkeeping	
23	24	25	26	27	28	29
30					<input type="checkbox"/> Weekly Recordkeeping	

Section 4 - Hazardous Waste Log

Total hazardous waste generated this month, including waste from:	_____ lbs.
• Still bottom/muck	
• Lint filter	
• Atom/mister filter	_____ gal.
• Contact/seperator water	
Are waste containers in good condition?	Y N
Are waste containers properly labeled?	Y N
Are waste containers tightly closed?	Y N
Has waste been stored for no more than the regulatory storage maximum?	Y N

Section 1 - Weekly Leak Inspection Log and Repair Records

July 2019

Inspection Date									
Inspector's Initials									
Method * P = Feel, Sight, Smell D = Vapor Detector	P D	P D	P D	P D	P D				
COMPONENTS	Are components leaking? Y=Yes, N=No					Date part ordered	Date part received	Date repaired	Description of repair
Hoses	Y N	Y N	Y N	Y N	Y N				
Pipe Connections	Y N	Y N	Y N	Y N	Y N				
Fittings	Y N	Y N	Y N	Y N	Y N				
Couplings	Y N	Y N	Y N	Y N	Y N				
Valves	Y N	Y N	Y N	Y N	Y N				
Door Gaskets	Y N	Y N	Y N	Y N	Y N				
Door Seatings	Y N	Y N	Y N	Y N	Y N				
Pumps	Y N	Y N	Y N	Y N	Y N				
Solvent Tanks	Y N	Y N	Y N	Y N	Y N				
Solvent Product Containers	Y N	Y N	Y N	Y N	Y N				
Water Separators	Y N	Y N	Y N	Y N	Y N				
Muck Cookers	Y N	Y N	Y N	Y N	Y N				
Stills	Y N	Y N	Y N	Y N	Y N				
Exhaust Dampers	Y N	Y N	Y N	Y N	Y N				
Diverter Valves	Y N	Y N	Y N	Y N	Y N				
Filter Gaskets	Y N	Y N	Y N	Y N	Y N				
Filter Seatings	Y N	Y N	Y N	Y N	Y N				
Filter Housings	Y N	Y N	Y N	Y N	Y N				

- * Bi-weekly perceptible leak checks for equipment installed before 12/9/91 with total perchloroethylene consumption rate less than 140 gal/yr.
- * Weekly perceptible leak checks for equipment installed after 12/9/91 **OR** with total perchloroethylene consumption rate of greater than or equal to 140 gal/yr.
- * Once a month inspect using a vapor detector, regardless of equipment install date.

Section 2 - Weekly Refrigerated Condenser/Adsorber Monitoring Log

Refrigerated Condenser Pressure/ Temperature Monitoring

Pressure (psi)	High					
	Low					
OR Temperature	°F or °C					
Is the pressure in the range specified by the manufacturer's operating instructions or is the temp less than or equal to 45°F (7.2°C)?		Y N	Y N	Y N	Y N	Y N

Carbon Adsorber Perc Concentration Monitoring

Measured Concentration (PPMV) Exhaust / Drum	/	/	/	/	/
Is the Perc concentration less than 100 PPMV / 300 PPMV?*	Y N	Y N	Y N	Y N	Y N

NOTES:

* Less than 100 PPMV in the exhaust and less than 300 PPMV in the drycleaning machine drum

Section 3 - Perc Purchases
Rolling Total

Previous 12-month rolling total =	1.
Perc purchased in July 2018	2.
Subtotal = Line 1 minus Line 2	3.
This month's perc purchases	
Date	Gallons
This month's purchase total =	4.
Current 12-month rolling total= Line 3 plus Line 4	



July 2019

Sun	Mon	Tue	Wed	Thu	Fri	Sat
	1 <input type="checkbox"/> Calc Perc purchase running total	2	3	4	5 <input type="checkbox"/> Weekly Recordkeeping	6
7	8	9	10	11	12 <input type="checkbox"/> Weekly Recordkeeping	13
14	15	16	17	18	19 <input type="checkbox"/> Weekly Recordkeeping	20
21	22	23	24	25	26 <input type="checkbox"/> Weekly Recordkeeping	27
28	29	30	31	Notes:		

Section 4 - Hazardous Waste Log

Total hazardous waste generated this month, including waste from: • Still bottom/muck • Lint filter • Atom/mister filter • Contact/seperator water	_____ lbs. _____ gal.
Are waste containers in good condition?	Y N
Are waste containers properly labeled?	Y N
Are waste containers tightly closed?	Y N
Has waste been stored for no more than the regulatory storage maximum?	Y N

Section 1 - Weekly Leak Inspection Log and Repair Records

August 2019

Inspection Date									
Inspector's Initials									
Method * P = Feel, Sight, Smell D = Vapor Detector	P D	P D	P D	P D	P D				
COMPONENTS	Are components leaking? Y=Yes, N=No					Date part ordered	Date part received	Date repaired	Description of repair
Hoses	Y N	Y N	Y N	Y N	Y N				
Pipe Connections	Y N	Y N	Y N	Y N	Y N				
Fittings	Y N	Y N	Y N	Y N	Y N				
Couplings	Y N	Y N	Y N	Y N	Y N				
Valves	Y N	Y N	Y N	Y N	Y N				
Door Gaskets	Y N	Y N	Y N	Y N	Y N				
Door Seatings	Y N	Y N	Y N	Y N	Y N				
Pumps	Y N	Y N	Y N	Y N	Y N				
Solvent Tanks	Y N	Y N	Y N	Y N	Y N				
Solvent Product Containers	Y N	Y N	Y N	Y N	Y N				
Water Separators	Y N	Y N	Y N	Y N	Y N				
Muck Cookers	Y N	Y N	Y N	Y N	Y N				
Stills	Y N	Y N	Y N	Y N	Y N				
Exhaust Dampers	Y N	Y N	Y N	Y N	Y N				
Diverter Valves	Y N	Y N	Y N	Y N	Y N				
Filter Gaskets	Y N	Y N	Y N	Y N	Y N				
Filter Seatings	Y N	Y N	Y N	Y N	Y N				
Filter Housings	Y N	Y N	Y N	Y N	Y N				

- * Bi-weekly perceptible leak checks for equipment installed before 12/9/91 with total perchloroethylene consumption rate less than 140 gal/yr.
- * Weekly perceptible leak checks for equipment installed after 12/9/91 **OR** with total perchloroethylene consumption rate of greater than or equal to 140 gal/yr.
- * Once a month inspect using a vapor detector, regardless of equipment install date.

Section 2 - Weekly Refrigerated Condenser/Adsorber Monitoring Log

Refrigerated Condenser Pressure/ Temperature Monitoring

Pressure (psi)	High					
	Low					
OR Temperature	°F or °C					
Is the pressure in the range specified by the manufacturer's operating instructions or is the temp less than or equal to 45°F (7.2°C)?		Y N	Y N	Y N	Y N	Y N

Carbon Adsorber Perc Concentration Monitoring

Measured Concentration (PPMV) Exhaust / Drum	/	/	/	/	/
Is the Perc concentration less than 100 PPMV / 300 PPMV?*	Y N	Y N	Y N	Y N	Y N

NOTES:

* Less than 100 PPMV in the exhaust and less than 300 PPMV in the drycleaning machine drum

Section 3 - Perc Purchases
Rolling Total

Previous 12-month rolling total =	1.
Perc purchased in August 2018	2.
Subtotal = Line 1 minus Line 2	3.
This month's perc purchases	
Date	Gallons
This month's purchase total =	4.
Current 12-month rolling total= Line 3 plus Line 4	



August 2019



Sun	Mon	Tue	Wed	Thu	Fri	Sat
Notes:				1	2	3
				<input type="checkbox"/> Calc Perc purchase running total	<input type="checkbox"/> Weekly Recordkeeping	
4	5	6	7	8	9	10
					<input type="checkbox"/> Weekly Recordkeeping	
11	12	13	14	15	16	17
					<input type="checkbox"/> Weekly Recordkeeping	
18	19	20	21	22	23	24
					<input type="checkbox"/> Weekly Recordkeeping	
25	26	27	28	29	30	31
					<input type="checkbox"/> Weekly Recordkeeping	

Section 4 - Hazardous Waste Log

Total hazardous waste generated this month, including waste from:	_____ lbs.
• Still bottom/muck	
• Lint filter	
• Atom/mister filter	_____ gal.
• Contact/seperator water	
Are waste containers in good condition?	Y N
Are waste containers properly labeled?	Y N
Are waste containers tightly closed?	Y N
Has waste been stored for no more than the regulatory storage maximum?	Y N

Section 1 - Weekly Leak Inspection Log and Repair Records

September 2019

Inspection Date										
Inspector's Initials										
Method *	P = Feel, Sight, Smell D = Vapor Detector	P D	P D	P D	P D	P D				
COMPONENTS	Are components leaking? Y=Yes, N=No						Date part ordered	Date part received	Date repaired	Description of repair
Hoses	Y N	Y N	Y N	Y N	Y N					
Pipe Connections	Y N	Y N	Y N	Y N	Y N					
Fittings	Y N	Y N	Y N	Y N	Y N					
Couplings	Y N	Y N	Y N	Y N	Y N					
Valves	Y N	Y N	Y N	Y N	Y N					
Door Gaskets	Y N	Y N	Y N	Y N	Y N					
Door Seatings	Y N	Y N	Y N	Y N	Y N					
Pumps	Y N	Y N	Y N	Y N	Y N					
Solvent Tanks	Y N	Y N	Y N	Y N	Y N					
Solvent Product Containers	Y N	Y N	Y N	Y N	Y N					
Water Separators	Y N	Y N	Y N	Y N	Y N					
Muck Cookers	Y N	Y N	Y N	Y N	Y N					
Stills	Y N	Y N	Y N	Y N	Y N					
Exhaust Dampers	Y N	Y N	Y N	Y N	Y N					
Diverter Valves	Y N	Y N	Y N	Y N	Y N					
Filter Gaskets	Y N	Y N	Y N	Y N	Y N					
Filter Seatings	Y N	Y N	Y N	Y N	Y N					
Filter Housings	Y N	Y N	Y N	Y N	Y N					

- * Bi-weekly perceptible leak checks for equipment installed before 12/9/91 with total perchloroethylene consumption rate less than 140 gal/yr.
- * Weekly perceptible leak checks for equipment installed after 12/9/91 **OR** with total perchloroethylene consumption rate of greater than or equal to 140 gal/yr.
- * Once a month inspect using a vapor detector, regardless of equipment install date.

Section 2 - Weekly Refrigerated Condenser/Adsorber Monitoring Log

Refrigerated Condenser Pressure/ Temperature Monitoring

Pressure (psi)	High					
	Low					
OR Temperature	°F or °C					
Is the pressure in the range specified by the manufacturer's operating instructions or is the temp less than or equal to 45°F (7.2°C)?		Y N	Y N	Y N	Y N	Y N

Carbon Adsorber Perc Concentration Monitoring

Measured Concentration (PPMV) Exhaust / Drum	/	/	/	/	/
Is the Perc concentration less than 100 PPMV / 300 PPMV?*	Y N	Y N	Y N	Y N	Y N

NOTES:

* Less than 100 PPMV in the exhaust and less than 300 PPMV in the drycleaning machine drum

Section 3 - Perc Purchases
Rolling Total

Previous 12-month rolling total =	1.
Perc purchased in September 2018	2.
Subtotal = Line 1 minus Line 2	3.
This month's perc purchases	
Date	Gallons
This month's purchase total =	4.
Current 12-month rolling total= Line 3 plus Line 4	



September 2019



Sun	Mon	Tue	Wed	Thu	Fri	Sat
1	2	3	4	5	6	7
8	9	10	11	12	13	14
15	16	17	18	19	20	21
22	23	24	25	26	27	28
29	30	Notes:				

Section 4 - Hazardous Waste Log

Total hazardous waste generated this month, including waste from:	_____ lbs.
• Still bottom/muck	_____ gal.
• Lint filter	
• Atom/mister filter	
• Contact/seperator water	
Are waste containers in good condition?	Y N
Are waste containers properly labeled?	Y N
Are waste containers tightly closed?	Y N
Has waste been stored for no more than the regulatory storage maximum?	Y N

Section 1 - Weekly Leak Inspection Log and Repair Records

October 2019

Inspection Date									
Inspector's Initials									
Method * P = Feel, Sight, Smell D = Vapor Detector	P D	P D	P D	P D	P D				
COMPONENTS	Are components leaking? Y=Yes, N=No					Date part ordered	Date part received	Date repaired	Description of repair
Hoses	Y N	Y N	Y N	Y N	Y N				
Pipe Connections	Y N	Y N	Y N	Y N	Y N				
Fittings	Y N	Y N	Y N	Y N	Y N				
Couplings	Y N	Y N	Y N	Y N	Y N				
Valves	Y N	Y N	Y N	Y N	Y N				
Door Gaskets	Y N	Y N	Y N	Y N	Y N				
Door Seatings	Y N	Y N	Y N	Y N	Y N				
Pumps	Y N	Y N	Y N	Y N	Y N				
Solvent Tanks	Y N	Y N	Y N	Y N	Y N				
Solvent Product Containers	Y N	Y N	Y N	Y N	Y N				
Water Separators	Y N	Y N	Y N	Y N	Y N				
Muck Cookers	Y N	Y N	Y N	Y N	Y N				
Stills	Y N	Y N	Y N	Y N	Y N				
Exhaust Dampers	Y N	Y N	Y N	Y N	Y N				
Diverter Valves	Y N	Y N	Y N	Y N	Y N				
Filter Gaskets	Y N	Y N	Y N	Y N	Y N				
Filter Seatings	Y N	Y N	Y N	Y N	Y N				
Filter Housings	Y N	Y N	Y N	Y N	Y N				

- * Bi-weekly perceptible leak checks for equipment installed before 12/9/91 with total perchloroethylene consumption rate less than 140 gal/yr.
- * Weekly perceptible leak checks for equipment installed after 12/9/91 **OR** with total perchloroethylene consumption rate of greater than or equal to 140 gal/yr.
- * Once a month inspect using a vapor detector, regardless of equipment install date.

Section 2 - Weekly Refrigerated Condenser/Adsorber Monitoring Log

Refrigerated Condenser Pressure/ Temperature Monitoring

Pressure (psi)	High					
	Low					
OR Temperature	°F or °C					
Is the pressure in the range specified by the manufacturer's operating instructions or is the temp less than or equal to 45°F (7.2°C)?		Y N	Y N	Y N	Y N	Y N

Carbon Adsorber Perc Concentration Monitoring

Measured Concentration (PPMV) Exhaust / Drum	/	/	/	/	/
Is the Perc concentration less than 100 PPMV / 300 PPMV?*	Y N	Y N	Y N	Y N	Y N

NOTES:

* Less than 100 PPMV in the exhaust and less than 300 PPMV in the drycleaning machine drum

Section 3 - Perc Purchases
Rolling Total

Previous 12-month rolling total =	1.
Perc purchased in October 2018	2.
Subtotal = Line 1 minus Line 2	3.
This month's perc purchases	
Date	Gallons
This month's purchase total =	4.
Current 12-month rolling total= Line 3 plus Line 4	

Section 4 - Hazardous Waste Log

Total hazardous waste generated this month, including waste from: • Still bottom/muck • Lint filter • Atom/mister filter • Contact/seperator water	_____ lbs. _____ gal.
Are waste containers in good condition?	Y N
Are waste containers properly labeled?	Y N
Are waste containers tightly closed?	Y N
Has waste been stored for no more than the regulatory storage maximum?	Y N



October 2019

Sun	Mon	Tue	Wed	Thu	Fri	Sat
		1 <input type="checkbox"/> Calc Perc purchase running total	2	3	4 <input type="checkbox"/> Weekly Recordkeeping	5
6	7	8	9	10	11 <input type="checkbox"/> Weekly Recordkeeping	12
13	14	15	16	17	18 <input type="checkbox"/> Weekly Recordkeeping	19
20	21	22	23	24	25 <input type="checkbox"/> Weekly Recordkeeping	26
27	28	29	30	31	Notes:	

Section 1 - Weekly Leak Inspection Log and Repair Records

November 2019

Inspection Date									
Inspector's Initials									
Method * P = Feel, Sight, Smell D = Vapor Detector	P D	P D	P D	P D	P D				
COMPONENTS	Are components leaking? Y=Yes, N=No					Date part ordered	Date part received	Date repaired	Description of repair
Hoses	Y N	Y N	Y N	Y N	Y N				
Pipe Connections	Y N	Y N	Y N	Y N	Y N				
Fittings	Y N	Y N	Y N	Y N	Y N				
Couplings	Y N	Y N	Y N	Y N	Y N				
Valves	Y N	Y N	Y N	Y N	Y N				
Door Gaskets	Y N	Y N	Y N	Y N	Y N				
Door Seatings	Y N	Y N	Y N	Y N	Y N				
Pumps	Y N	Y N	Y N	Y N	Y N				
Solvent Tanks	Y N	Y N	Y N	Y N	Y N				
Solvent Product Containers	Y N	Y N	Y N	Y N	Y N				
Water Separators	Y N	Y N	Y N	Y N	Y N				
Muck Cookers	Y N	Y N	Y N	Y N	Y N				
Stills	Y N	Y N	Y N	Y N	Y N				
Exhaust Dampers	Y N	Y N	Y N	Y N	Y N				
Diverter Valves	Y N	Y N	Y N	Y N	Y N				
Filter Gaskets	Y N	Y N	Y N	Y N	Y N				
Filter Seatings	Y N	Y N	Y N	Y N	Y N				
Filter Housings	Y N	Y N	Y N	Y N	Y N				

- * Bi-weekly perceptible leak checks for equipment installed before 12/9/91 with total perchloroethylene consumption rate less than 140 gal/yr.
- * Weekly perceptible leak checks for equipment installed after 12/9/91 **OR** with total perchloroethylene consumption rate of greater than or equal to 140 gal/yr.
- * Once a month inspect using a vapor detector, regardless of equipment install date.

Section 2 - Weekly Refrigerated Condenser/Adsorber Monitoring Log

Refrigerated Condenser Pressure/ Temperature Monitoring

Pressure (psi)	High					
	Low					
OR Temperature	°F or °C					
Is the pressure in the range specified by the manufacturer's operating instructions or is the temp less than or equal to 45°F (7.2°C)?		Y N	Y N	Y N	Y N	Y N

Carbon Adsorber Perc Concentration Monitoring

Measured Concentration (PPMV) Exhaust / Drum	/	/	/	/	/
Is the Perc concentration less than 100 PPMV / 300 PPMV?*		Y N	Y N	Y N	Y N

NOTES:

* Less than 100 PPMV in the exhaust and less than 300 PPMV in the drycleaning machine drum

Section 3 - Perc Purchases
Rolling Total

Previous 12-month rolling total =	1.
Perc purchased in November 2018	2.
Subtotal = Line 1 minus Line 2	3.
This month's perc purchases	
Date	Gallons
This month's purchase total =	4.
Current 12-month rolling total= Line 3 plus Line 4	

Section 4 - Hazardous Waste Log

Total hazardous waste generated this month, including waste from:	_____ lbs.
• Still bottom/muck	_____ gal.
• Lint filter	
• Atom/mister filter	
• Contact/seperator water	
Are waste containers in good condition?	Y N
Are waste containers properly labeled?	Y N
Are waste containers tightly closed?	Y N
Has waste been stored for no more than the regulatory storage maximum?	Y N




November 2019



Sun	Mon	Tue	Wed	Thu	Fri	Sat
Notes:					1 <input type="checkbox"/> Calc Perc purchase running total <input type="checkbox"/> Weekly Recordkeeping	2
3	4	5	6	7	8 <input type="checkbox"/> Weekly Recordkeeping	9
10	11	12	13	14	15 <input type="checkbox"/> Weekly Recordkeeping	16
17	18	19	20	21	22 <input type="checkbox"/> Weekly Recordkeeping	23
24	25	26	27	28	29 <input type="checkbox"/> Weekly Recordkeeping	30

Section 1 - Weekly Leak Inspection Log and Repair Records

December 2019

Inspection Date											
Inspector's Initials											
Method * P = Feel, Sight, Smell D = Vapor Detector						P	D	P	D	P	D
COMPONENTS	Are components leaking? Y=Yes, N=No					Date part ordered	Date part received	Date repaired	Description of repair		
Hoses	Y	N	Y	N	Y						
Pipe Connections	Y	N	Y	N	Y						
Fittings	Y	N	Y	N	Y						
Couplings	Y	N	Y	N	Y						
Valves	Y	N	Y	N	Y						
Door Gaskets	Y	N	Y	N	Y						
Door Seatings	Y	N	Y	N	Y						
Pumps	Y	N	Y	N	Y						
Solvent Tanks	Y	N	Y	N	Y						
Solvent Product Containers	Y	N	Y	N	Y						
Water Separators	Y	N	Y	N	Y						
Muck Cookers	Y	N	Y	N	Y						
Stills	Y	N	Y	N	Y						
Exhaust Dampers	Y	N	Y	N	Y						
Diverter Valves	Y	N	Y	N	Y						
Filter Gaskets	Y	N	Y	N	Y						
Filter Seatings	Y	N	Y	N	Y						
Filter Housings	Y	N	Y	N	Y						

- * Bi-weekly perceptible leak checks for equipment installed before 12/9/91 with total perchloroethylene consumption rate less than 140 gal/yr.
- * Weekly perceptible leak checks for equipment installed after 12/9/91 **OR** with total perchloroethylene consumption rate of greater than or equal to 140 gal/yr.
- * Once a month inspect using a vapor detector, regardless of equipment install date.

Section 2 - Weekly Refrigerated Condenser/Adsorber Monitoring Log

Refrigerated Condenser Pressure/ Temperature Monitoring

Pressure (psi)	High					
	Low					
OR Temperature	°F or °C					
Is the pressure in the range specified by the manufacturer's operating instructions or is the temp less than or equal to 45°F (7.2°C)?		Y	N	Y	N	Y

Carbon Adsorber Perc Concentration Monitoring

Measured Concentration (PPMV) Exhaust / Drum	/	/	/	/	/
Is the Perc concentration less than 100 PPMV / 300 PPMV?*	Y	N	Y	N	Y

NOTES:

* Less than 100 PPMV in the exhaust and less than 300 PPMV in the drycleaning machine drum

Section 3 - Perc Purchases
Rolling Total

Previous 12-month rolling total =	1.
Perc purchased in December 2018	2.
Subtotal = Line 1 minus Line 2	3.
This month's perc purchases	
Date	Gallons
This month's purchase total =	4.
Current 12-month rolling total= Line 3 plus Line 4	

Section 4 - Hazardous Waste Log

Total hazardous waste generated this month, including waste from:	_____ lbs.
• Still bottom/muck	_____ gal.
• Lint filter	
• Atom/mister filter	
• Contact/seperator water	
Are waste containers in good condition?	Y N
Are waste containers properly labeled?	Y N
Are waste containers tightly closed?	Y N
Has waste been stored for no more than the regulatory storage maximum?	Y N




December 2019



Sun	Mon	Tue	Wed	Thu	Fri	Sat
1	2	3	4	5	6	7
8	9	10	11	12	13	14
15	16	17	18	19	20	21
22	23	24	25	26	27	28
29	30	31	Notes:			

Calc Perc purchase running total

Weekly Recordkeeping

Weekly Recordkeeping

Weekly Recordkeeping

Weekly Recordkeeping

IOWA DEPARTMENT OF NATURAL RESOURCES


The Iowa Department of Natural Resources (DNR) is the government agency that leads Iowans in caring for their natural resources.

The DNR reviews design and performance objectives for all sources of air contaminants to determine their likely compliance with state and federal requirements. Businesses may receive air emissions related assistance from the DNR by calling 1-515-725-9500 or online at www.iowadnr.gov.

IOWA WASTE REDUCTION CENTER

The Iowa Waste Reduction Center (IWRC) at the University of Northern Iowa offers FREE and CONFIDENTIAL environmental assistance to Iowa small businesses. The IWRC was established under the Groundwater Protection Act of 1987. Since inception, the center has conducted over **4,000** multi-media on-site reviews in all 99 Iowa counties. As a result, the IWRC has become a national leader in small business environmental assistance. The IWRC provides dry cleaning facilities with environmental on-site assistance by offering recommendations for air, hazardous waste, solid waste, storm water and wastewater issues.

For additional information, contact the IWRC at BCS Building, Suite 113, University of Northern Iowa, Cedar Falls, Iowa 50614-0185, by phone at (800) 422-3109 or online at <https://iwrc.uni.edu>.



The publication of this document has been funded in part by the Iowa Department of Natural Resources. This document is intended solely as guidance, cannot be used to bind the Iowa Department of Natural Resources and is not a substitute for reading applicable statutes and regulations.